



Stakeholder MEETING

2017

SSL Application Supporting Documentation

Presenter



**Michelle
Newmark**

D+R International

Overview of Topics

- Product Specification Sheets
- Safety Certification Documentation
- Self-Certification Statement
- Solid State Lighting Application Form

Product Specification Sheets

- A spec sheet is what end users will be look at to learn more about the product
- Spec sheets *must* include:
 - ✓ Intended use of product
 - ✓ Manufacturer name
 - ✓ Specific, relevant model number
 - ✓ Rated lifetime (if claiming rated life)
 - ✓ Dimming info (if claiming dimming)
 - ✓ Controls info (if claiming controls)
 - ✓ Compatibility (Four-Pin Base only)
 - ✓ Housing info (if using Option B for retrofit kits)



Product Specification Sheets

- Spec sheets *may* include:
 - ✓ Images of the product
 - ✓ Dimensions
 - ✓ Rated performance info
 - ✓ Description of ordering code/nomenclature
 - ✓ Details on construction (LED, driver, other components)
 - ✓ Details on additional accessories
 - ✓ Contact information

Product Specification Sheets

- Rated performance info recommendations
 - Align with tested performance
 - Align with OEM rated data (for private labels)
- If rated performance is substantially different, reviewer will ask for explanation

Product Specification Sheets

- Must submit the spec sheet(s) used in the marketplace
- Spec sheets created solely for the purposes of DLC qualification are not eligible
 - Providing incorrect marketing causes confusion
 - Fake spec sheets will delay the review of the application

Safety Certification Documentation

- Must provide documentation of safety certification from an applicable safety organization in the US or Canada
- DLC relies on safety organizations to certify products according to the applicable lighting safety standards
- Types of documents accepted:
 - ATM, or Authorization to Mark (Intertek)
 - COC or Certificate of Compliance (UL and CSA)

Safety Certification Documentation

CERTIFICATE OF COMPLIANCE

Certificate Number [XXXXXXXXXXXXXXXXX]
Report Reference [XXXXXXXXXXXXXXXXX]
Issue Date [2017-JANUARY-02]

Issued to: [MANUFACTURER]
[123 ABC ST
WASHINGTON DC]

This is to certify that representative samples of [LIGHT-EMITTING-DIODE SURFACE-MOUNTED LUMINAIRES]
[Light-Emitting-Diode (LED) Surface Ceiling or Pendant Mount Luminaires, Models ABC-123, ABC-456]

Have been investigated by UL in accordance with the Standard(s) indicated on this Certificate.

Standard(s) for Safety: [UL 1598, Luminaires
UL 8750, Light Emitting Diode (LED) Equipment For Use In Lighting Products
CSA C22.2 No. 250, Luminaires
CSA C22.2 No. 250.13, LED Equipment for Lighting Applications]

Additional Information: See the UL Online Certifications Directory at www.ul.com/database for additional information

Safety Certification Documentation



Certificate of Compliance

Certificate: _____ Master Contract: _____
 Project: _____ Date Issued: 2016-10-13

The products listed below are eligible to bear the CSA Mark shown with adjacent indicators 'C' and 'US' for Canada and US or with adjacent indicator 'US' for US only or without either indicator for Canada only.



Issued by: *David Lemaux*
 David Lemaux

PRODUCTS

CLASS - C342505 - LUMINAIRES-Luminaires - Miscellaneous
 CLASS - C342585 - LUMINAIRES-Luminaires - Miscellaneous - Certified to US Standards

Surface Mount Luminaires, 50/60Hz :

MODEL (Alternate)	ELECTRICAL RATINGS	LAMP TYPE(S)	MAX LAMP WATTAGE	
	120-480VAC	MH, MV	175W	
		HPS	150W	
	120-277VAC	LED	45W or 52W	
		120-480V AC	MH, MV	400W
		120-277VAC	LED	60W or 100W

Safety Certification Documentation



AUTHORIZATION TO MARK

This authorizes the application of the Certification Mark(s) shown below to the models described in the Product(s) Covered section when made in accordance with the conditions set forth in the Certification Agreement and Listing Report. This authorization also applies to multiple listee model(s) identified on the correlation page of the Listing Report.

This document is the property of Intertek Testing Services and is not transferable. The certification mark(s) may be applied only at the location of the Party Authorized To Apply Mark.

Intertek Testing Services NA Inc.
545 East Algonquin Road, Arlington Heights, IL 60005
Telephone 800-345-3851 or 847-439-5667 Fax 312-283-1672

Standard(s):	Luminaires [UL 1598:2008 Ed.3 +R:17Oct2012] Luminaires (R2013) [CSA C22.2#250.0:2008 Ed.3 +G1;G2]
Product:	Fixed luminaires

Safety Certification

- All models submitted must be covered by the safety certification documentation
 - Models in application form must match the model numbers in the safety documentation
 - Reference in safety documentation to a product “series” may require additional clarification
- Additional clarification may be:
 - Correspondence from the issuing safety organization
 - Additional details from the safety documentation (i.e. excerpts from CDR)

Self-Certification Statement

- The Self-Certification Statement contains all the terms and conditions related to submitting an application
 - Surveillance Testing policy
 - Acknowledgement of accurate data
 - Understanding of Technical Requirements
- New version released
 - As of 5/5/17, applications must include new version
 - Must be dated within 2 weeks of application submittal


Self-Certification Statement




- Must be signed by a representative of the submitting organization
- Must be filled out in its entirety
 - Applicant name, company name, name and title of signatory, signature, date
- Must be submitted in PDF format
- Acceptable forms of signatures:
 - Wet signature
 - Digital signature

Self-Certification Statement

- Wet signatures:

WITNESS THE HAND(S) AND SEAL(S) OF THE UNDERSIGNED.






 JUDITH KOREN _____ Date


NOTE 1

WITNESS THE HAND(S) AND SEAL(S) OF THE UNDERSIGNED.

 JUDITH KOREN _____ Date

NOTE 2





John Smith 



Self-Certification Statement

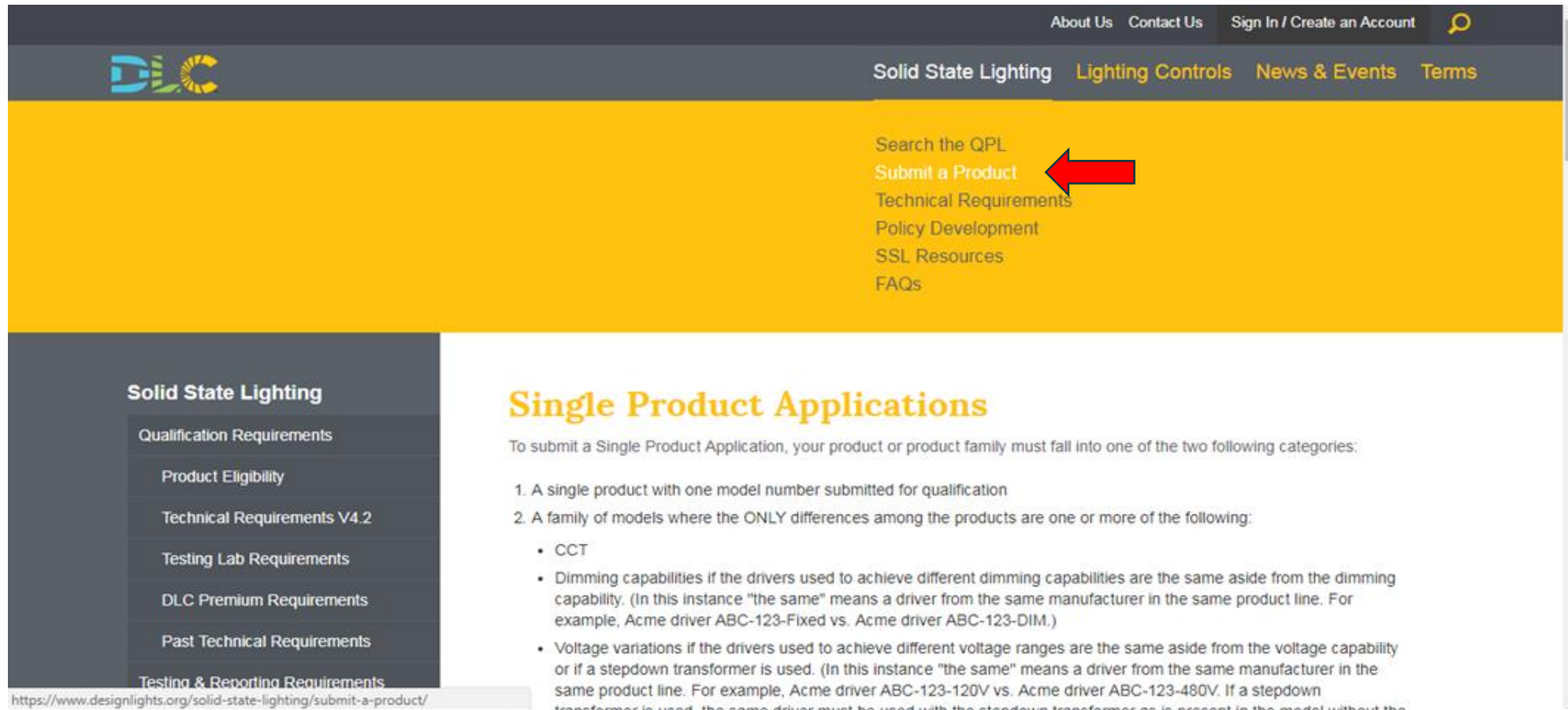
- Digital signatures:



Self-Certification Statement

- Digital signatures must include the following :
 - Electronic user must be authenticated.
 - Usually via a username and password combination for system access
 - User must have had the intention to sign the document
 - Software cannot auto sign on your behalf, without the user indicating the signature be added
 - The signature must be affixed to the document (not able to be moved when clicked)

Self-Certification Statement



The screenshot shows the DLC website's navigation menu. The 'Submit a Product' link is highlighted with a red arrow. Below the navigation menu, the 'Solid State Lighting' section is visible, containing a list of links: Qualification Requirements, Product Eligibility, Technical Requirements V4.2, Testing Lab Requirements, DLC Premium Requirements, Past Technical Requirements, and Testing & Reporting Requirements. The main content area displays the 'Single Product Applications' section, which includes a list of categories for submitting a product.

Search the QPL
Submit a Product
Technical Requirements
Policy Development
SSL Resources
FAQs

Solid State Lighting

- Qualification Requirements
- Product Eligibility
- Technical Requirements V4.2
- Testing Lab Requirements
- DLC Premium Requirements
- Past Technical Requirements
- Testing & Reporting Requirements

Single Product Applications

To submit a Single Product Application, your product or product family must fall into one of the two following categories:

1. A single product with one model number submitted for qualification
2. A family of models where the ONLY differences among the products are one or more of the following:
 - CCT
 - Dimming capabilities if the drivers used to achieve different dimming capabilities are the same aside from the dimming capability. (In this instance "the same" means a driver from the same manufacturer in the same product line. For example, Acme driver ABC-123-Fixed vs. Acme driver ABC-123-DIM.)
 - Voltage variations if the drivers used to achieve different voltage ranges are the same aside from the voltage capability or if a stepdown transformer is used. (In this instance "the same" means a driver from the same manufacturer in the same product line. For example, Acme driver ABC-123-120V vs. Acme driver ABC-123-480V. If a stepdown transformer is used, the same driver must be used with the stepdown transformer as is present in the model without the

<https://www.designlights.org/solid-state-lighting/submit-a-product/>

Self-Certification Statement

About Us Contact Us Sign In / Create an Account

DLC Solid State Lighting Lighting Controls News & Events Terms

Qualification Requirements

- Product Eligibility
- Technical Requirements V4.2
- Testing Lab Requirements
- DLC Premium Requirements
- Past Technical Requirements
- Testing & Reporting Requirements
- Retrofit Kits
- Linear Replacement Lamps
- Screw-Base Replacements for HID Lamps
- Four Pin-Base Replacement Lamps for CFLs
- Hazardous Location Lighting

» [Submit a Product](#)

The DLC qualifies **commercial LED luminaires, retrofit kits, linear replacement lamps, mogul (E39) screw-base replacement lamps, and four pin-base replacement lamps for CFLs** for inclusion on the Solid-State Lighting QPL. Products must be marketed as and intended for one of the available product categories and meet the DLC's Technical Requirements to be eligible for qualification. Please review [Product Eligibility](#), the [Technical Requirements](#), and the [Testing and Reporting Requirements](#) for specific product categories to determine whether your product is eligible before submitting an application.

Download the Manufacturer's Guide in [English](#) or [Mandarin](#) for full details on submitting an application.

Single Product Applications ⓘ

For single products or a group of products where the only variations are CCT, dimming capability, certain voltage variations, and/or variations that do not affect product performance.

[Single Product Application Instructions](#)

Family Grouping Applications ⓘ

For groups of products that may include variations beyond CCT or dimming capabilities. All variations of the family must be scalable and relatable.

Self-Certification Statement

The screenshot shows the DLC website interface. At the top right, there are links for "About Us", "Contact Us", and "Sign In / Create an Account". Below these is a search icon. The main navigation bar includes "Solid State Lighting", "Lighting Controls", "News & Events", and "Terms". A note below the navigation bar states: "Submit by clicking 'Submit' under the application 'Take Action' menu." The "Downloads" section contains a table with the following items:

Download	Download
Single Product Application Form	Download
Single Product Application Form Instructions	Download
Test Report Authorization Form	Download
Self-Certification Statement	Download
Single Product Application Checklist	Download

A red arrow points to the "Download" button for the "Self-Certification Statement" link. The footer of the website includes the DLC logo with the tagline "Bringing Efficiency to Light™" and navigation links for "About the DLC", "Membership", "Solid State Lighting", "Lighting Controls", and "Stay Connected".

SSL Application Form

- The application form is imperative for indicating which products you wish to submit:
 - Primary Uses, Classification, optional reporting, etc.
 - Scaled Performance Table
- New version of the SSL application form released with Technical Requirements V4.2
- Reviewers use the form to evaluate application, determine application fees, verify worst-case

SSL Application Form

- Common issues in completing the Application Form
 - Missing model number breakdown
 - Extra characters after values or metrics in the scaled performance table
 - 3000K instead of 3000
 - 15% instead of 15
 - Driver model or other identifying info missing from Scaled Performance Table
 - Invalid options entered for specific fields (0-10V dimming instead of Continuous or Stepped)

SSL Application Form

- The model number breakdown is a required field on the first page of the form
- Provides complete understanding of all the options available for the submitted products

Product Identifier Information	
You must provide a breakdown of your ordering code below. Be sure to follow the format of the example breakdown:	
Example Model Number: ABC-V-W-XXX-Y-Z	ABC = Family Series V = CCT; 30 = 3000K; 40 = 4000K W = Wattage; 2 = 20W; 4 = 40W; 6 = 60W XXX = Optic Type; TTT = Type 1; SSS = Type 2; RRR = Type 2 Medium; QQQ = Type 3; PPP = Type 4; NNN = Type 5; MMM = Type 5 Medium YY = Drive Current; 35 = 350mA; 53 = 530mA; 70 = 700mA Z = Mounting Option; Mounting 1; Mounting 2; Mounting 3

SSL Application Form

- Extra characters after CCT (the letter 'K'), or the % symbol for THD and power factor.

Scaled Methodology Explanation:

Please note the following:
 1 - CCT should be entered into this spreadsheet without the unit ("K")
 2 - THD should be entered into this spreadsheet as a whole number. Do not list as a decimal or convert to percentage (i.e. 15.43 is correct, not 0.1543 or 15.43%)
 3 - Power Factor is reported as a decimal on the DLC GPL. Please make sure you are entering Power Factor as a decimal, not a whole number.
 4 - Scaled Data must be representative of the same tested configuration of the Parent model (i.e. Retrofit Kits are rated based on performance in a reference housing)



General Application	Primary/Specialty Use Designation	Classification (Standard/Premium)	Model Number	Scaled Initial Light Output (lumens)	Scaled Luminaire efficacy (lm/w)	Scaled Input power (W)	Scaled Total Harmonic Distortion (THD)	Scaled Power Factor	Scaled CCT (K)	Scaled CRI	Housing Variation (Reference Rows 37-51 in Application Form)	Driver Model Number

SSL Application Form

t gul nly	Integral occupancy sensor and/or photocontrol? (Yes/No)	Is the product capable of dimming? (Yes/No)	If the product is capable of dimming, what is the dimming type? (Continuous/Stepped)	If Continuous, can the product dim to 10% or below its full input power when installed in the appropriate system (Yes/ No)	Dis, Lii an
-----------------	---	--	---	---	-------------------

Questions?

Thank You!



**Michelle
Newmark**

D+R International