

DLC® Horticultural QPL Logo Style Guide





The **DLC Horticultural QPL Logo** shall be used in accordance with the following style guidelines. Proper and consistent use of the logo will not only avoid placing the legal status of the logo at risk but will aid in building brand recognition and identity.

Standard Format

The DLC Horticultural QPL Logo is to be used by manufacturers and distributors to indicate that certain products are listed on the QPL and meet the DLC Horticultural Lighting Technical Requirements.



The **Standard Format** (shown at left) should be used in most applications. The specific colors indicated within this document should be used in all applications of the logo. The CMYK color values provided should be used in all print applications. The RGB and web Hex color codes should be used in all web/digital applications.



Standard Format (2-color)			
 Green	CMYK: 45/0/85/0	RGB: 151/203/99	Hex: #97CB59
 White	CMYK: 0/0/0/0	RGB: 255/255/255	Hex: #FFFFFF

Black and White Format

The black and white logo format should be used sparingly, and only in applications where it is deemed more suitable than the standard format.



The **Black and White Format** (left) is best used in applications where only a single color is available and where the Black and White Format is deemed more effective.

Black and White Format			
 Black	CMYK: 0/0/0/100	RGB: 0/0/0	Hex: #000000
 White	CMYK: 0/0/0/0	RGB: 255/255/255	Hex: #FFFFFF

Trademark Symbol

All applications of the DLC Horticultural QPL Logo should use the version with the trademark symbol (™).

Logo Spacing

The DLC Horticultural QPL Logo is created using vector-based software; it can be sized up or down infinitely without any loss in resolution. **Any scaling should always be done with the proportions of the image constrained**, thus preserving the integrity of the image and the grid on which it is based.

Logo Clear Zone

In order to prevent a cluttered appearance, reducing the impact of the DLC’s marketing materials, it is important to maintain an appropriate amount of white space around the logo. As shown in Figure 1 below, this white space, or “clear zone”, should be equal in all directions to the width of the logo’s “D” at minimum.

Figure 1: Clear Zone



No graphic element, including typed copy, tagline, rule, photo, or accompanying logo, should be positioned in this clear zone.

The placement, prominence, or spatial relationship of the logo to text or layout is based on the order of reading, desired hierarchy of information, or the significance of the content.

Logo Sizing

When resizing the logo, enlarging or reducing its dimensions, its proportions should not be altered. **Do not distort the logo**. Whenever resizing is required, **the logo should always be scaled proportionally**. This should be done using **vector-based** software (such as Adobe Illustrator) to facilitate this requirement and to preserve image clarity.

Minimum size for print is .5” x .5” (see Figure 2) and minimum pixel count for web use is 50.

Figure 2:



Incorrect Logo Usage

Maintaining the integrity of the logo is important. It must be presented in a clear, consistent, and legible manner. Logos must always be reproduced from approved files.

Alterations to the logo are forbidden. Additional factors to consider when using the logo include colors, backgrounds, and clear zone. Although not an exhaustive list, the following represent some common incorrect uses of the logo. Please do not create your own custom logo.

Some common incorrect uses of the logo:

- Incorrect color
- Incorrect typefaces
- Do not separate or use only a portion of the symbol alone
- Do not separate or use only a portion of the organization name (i.e. the type element) alone
- Do not rearrange or reposition the logo elements
- Do not change the size of any text contained in the mark in relation to the rest of the mark
- Do not distort the mark or alter its aspect ratio

Typography

The main type element (the central “DLC”) within the DLC QPL Horticultural Logo is created using hand-drawn letters. No attempt should be made to replicate this element with any commercial type fonts.

For additional information, alternative file formats, or other inquiries, contact info@designlights.org.